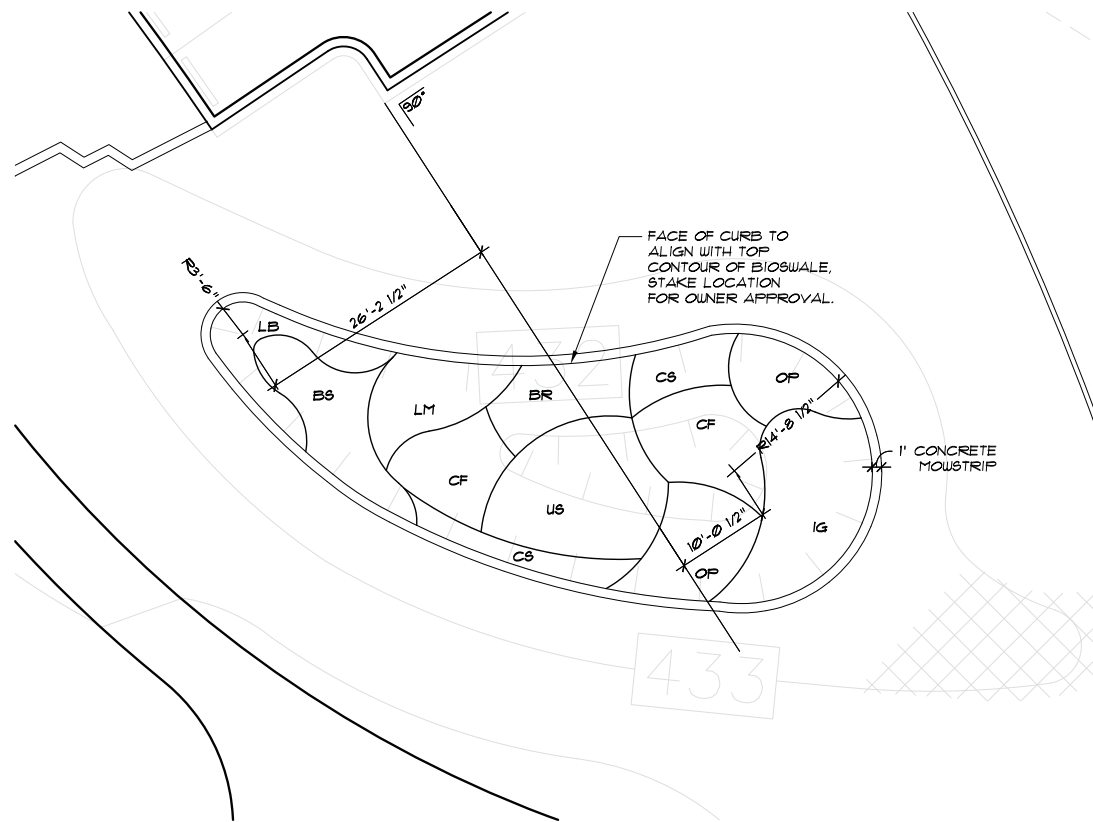
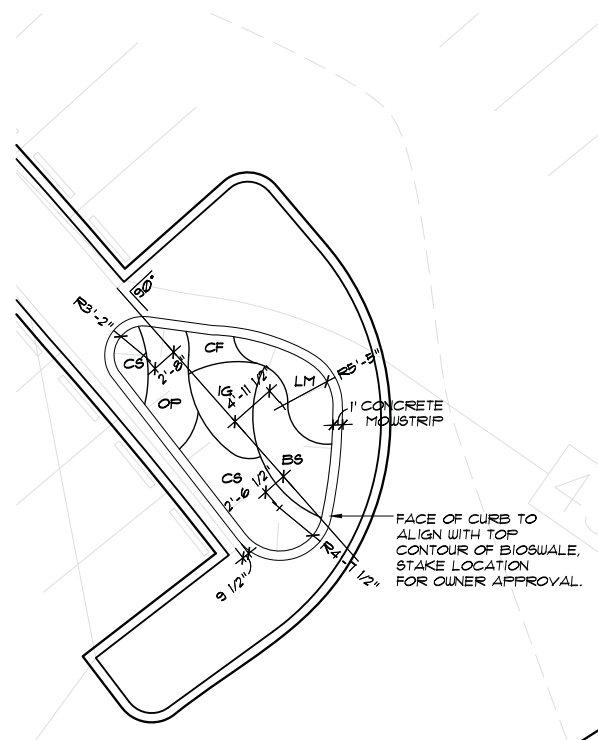


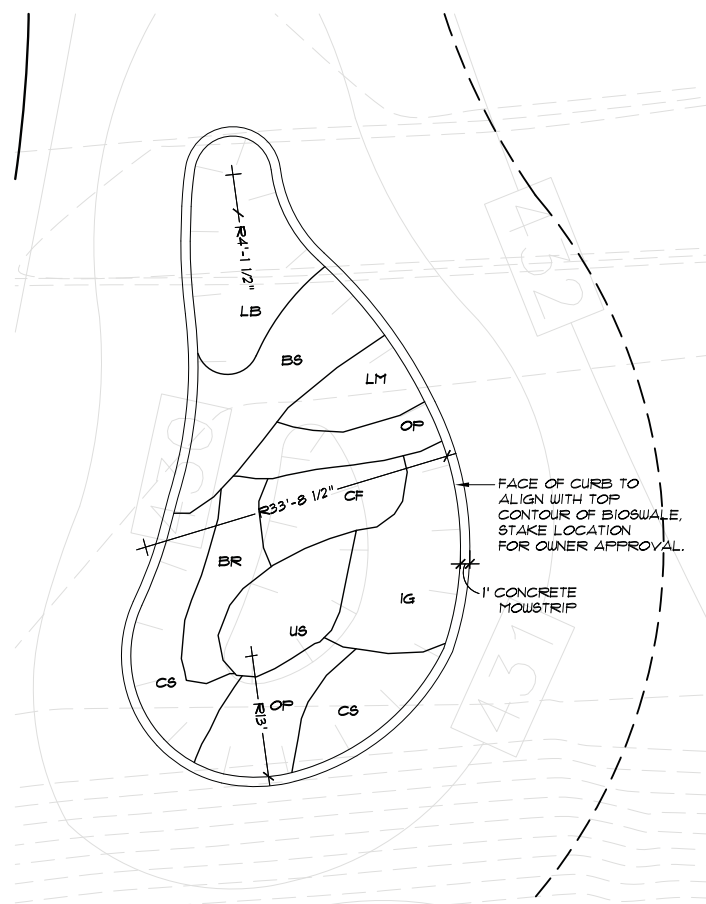
1 BASE BID: BIOSWALE ENLARGEMENT PLAN - BS1 (LP-03)  
1" = 10'-0"



3 ALT. 4: BIOSWALE ENLARGEMENT PLAN - BS3 (LP-12)  
1" = 10'-0"



2 ALT. 2: BIOSWALE ENLARGEMENT PLAN - BS2 (LP-07)  
1" = 10'-0"



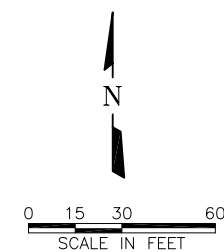
4 ALT. 4: BIOSWALE ENLARGEMENT PLAN - BS4 (LP-12)  
1" = 10'-0"

BIOSWALE LEGEND

- BR - BIG RED SAGE
- BS - BLACK EYED SUSAN
- CF - CARDINAL FLOWER
- CS - CHEROKEE SEDGE
- IG - INDIAN GRASS
- LB - LITTLE BLUESTEM
- LM - LINDHEIMER MUHLY
- US - UPLAND SWITCHGRASS

REFER TO PLANT SCHEDULE ON LP-18C FOR PLANT DESCRIPTIONS.

ADJUST PLANTINGS IN FIELD PER DIRECTION OF LA.



scale: 1"=10'-0"  
dsnd: cca  
drawn: taw  
approved: cca

Elm Fork Athletic Complex

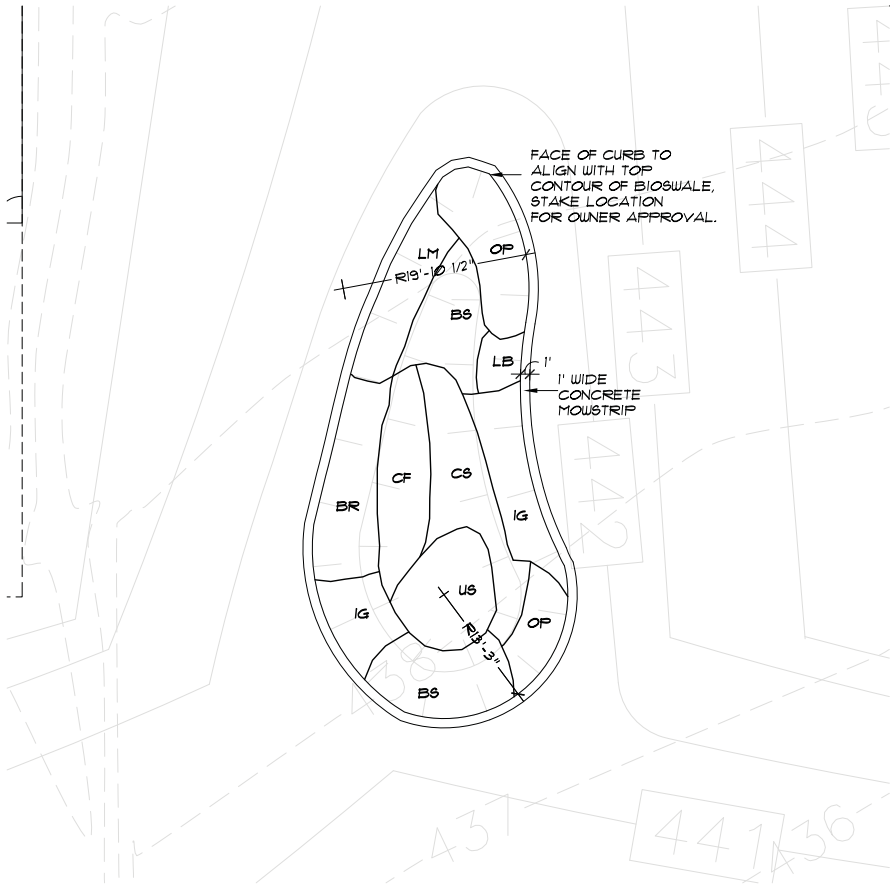
for  
City of Dallas  
Park and Recreation Department



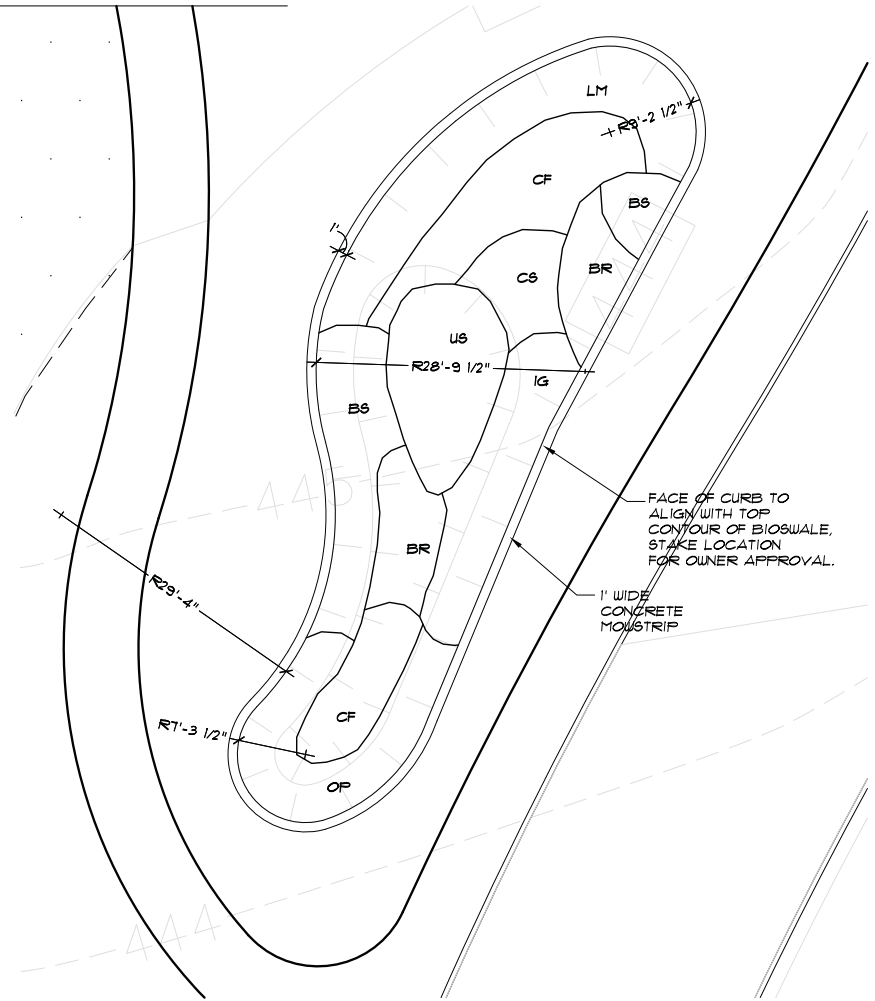
Rebecca Cave Cook  
12-20-10

Issue For Bid  
20 DEC 2010

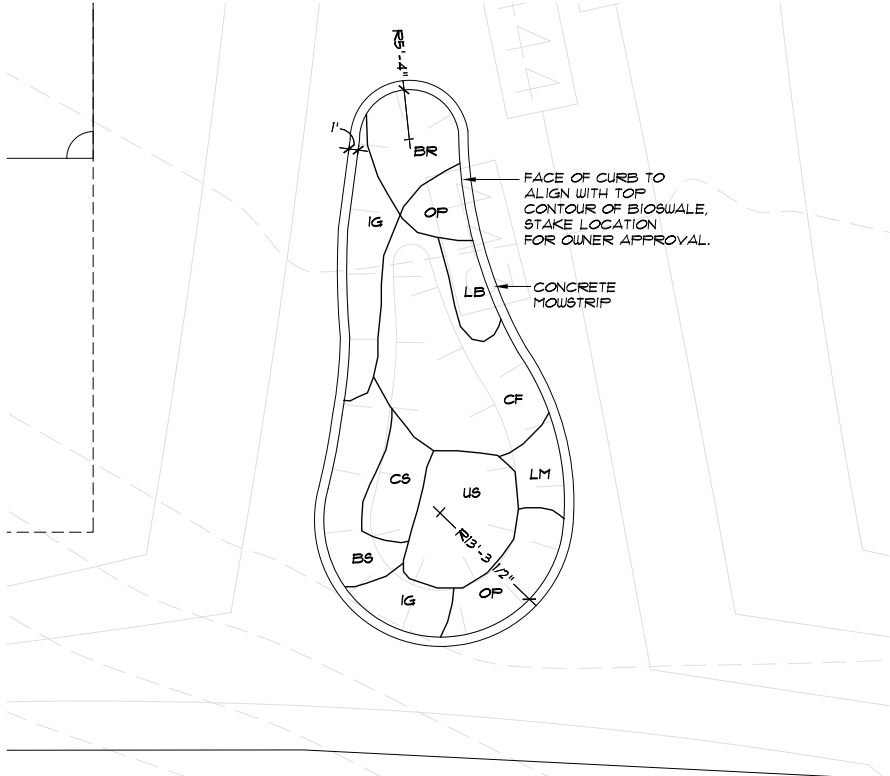
Enlargement  
Plans  
LP-16 of 22



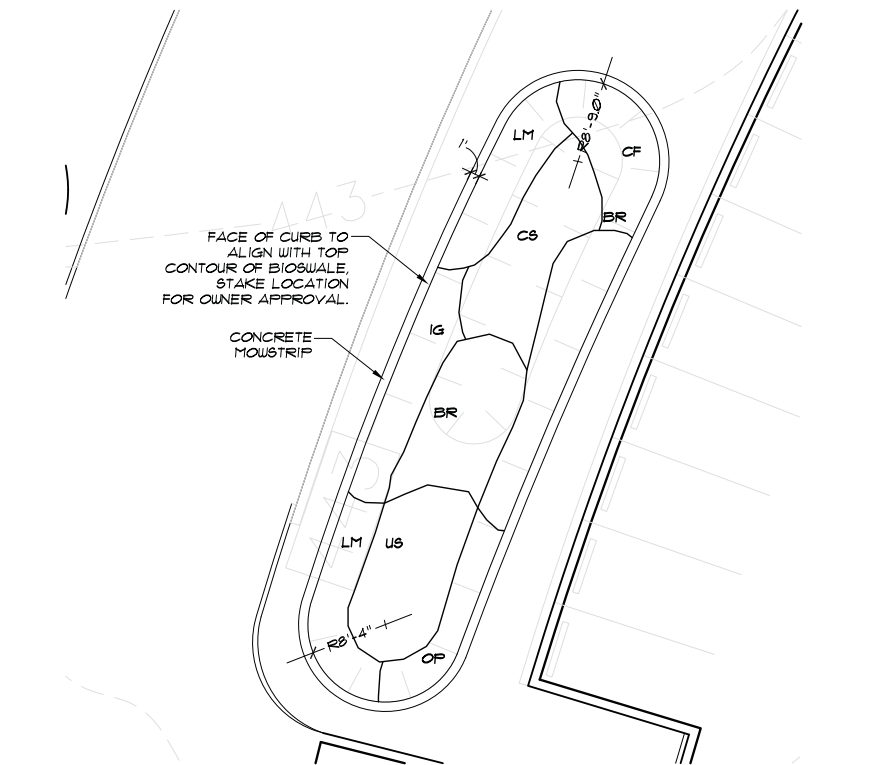
1 BASE BID: BIOSWALE ENLARGEMENT PLAN - BS5 (LP-12)  
1" = 10'-0"



3 BASE BID: BIOSWALE ENLARGEMENT PLAN - BS7 (LP-13)  
1" = 10'-0"



2 BASE BID: BIOSWALE ENLARGEMENT PLAN - BS6 (LP-13)  
1" = 10'-0"




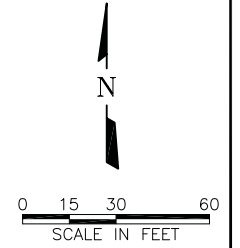
4 BASE BID: BIOSWALE ENLARGEMENT PLAN - BS8 (LP-13)  
1" = 10'-0"

**BIOSWALE LEGEND**

- BR - BIG RED SAGE
- BS - BLACK EYED SUSAN
- CF - CARDINAL FLOWER
- CS - CHEROKEE SEDGE
- IG - INDIAN GRASS
- LB - LITTLE BLUESTEM
- LM - LINDHEIMER MUHLY
- US - UPLAND SWITCHGRASS

REFER TO PLANT SCHEDULE ON LP-18C FOR PLANT DESCRIPTIONS.

ADJUST PLANTINGS IN FIELD PER DIRECTION OF LA.



Issue For Bid  
20 DEC 2010

---



---



---



---

### ADD ALTERNATE 6 PLANT SCHEDULE

ABBREV.	PLANT NAME	SIZE	REMARKS	QTY.
TREES AND ORNAMENTAL TREES				
CE2	CEDAR ELM ULMUS CRASSIFOLIA	B4B, 2" CAL., 4-6' SP., 6-8' HT.	FULL, SINGLE TRUNK, MATCHED, WELL BRANCHED, BRANCHED AT 7' HT.	3
CP	CHINESE PISTACHE PISTACIA CHINENSIS	B4B, 2" CAL., 4-6' SP., 6-8' HT.	FULL, SINGLE TRUNK, MATCHED, WELL BRANCHED, BRANCHED AT 7' HT.	7
PERENNIALS AND ORNAMENTAL GRASSES				
WLG	WEEFING LOVE GRASS ERAGROSTIS CURVULA	1 GAL.	FULL, HEAVILY ROOTED, 24" OC. TRIANGULAR SPACED, 028 PLANTS/SF	542 (VERIFY)
MISCELLANEOUS				
GRAVEL - CRUSHED GRAY GRANITE	3/4" - 1"	3-1/2" DEPTH, GRAY, AS SUPPLIED BY CUSTOM STONE SUPPLY DALLAS	VERIFY CU. YD.	
MULCH - HARDWOOD MULCH	COARSELY SHREDDED	REFER TO SPEC. SECTION FOR LANDSCAPING	VERIFY CU. YD.	
COMPOST	2" DEPTH OR AS SPECIFIED	ORGANIC - WELL DECOMPOSED, REFER TO SPEC. SECTION FOR LANDSCAPING	VERIFY CU. YD.	
JUTE MESH	SEE SPEC.	ADD TO ALL PLANTING BEDS WITH 4:1 OR GREATER SLOPE. SEE SPEC.	VERIFY SF.	
EXPANDED SHALE	SEE SPEC.	ADD TO SOIL MIX PER SPECS.	VERIFY CU. YD.	

### ADD ALTERNATE 7 PLANT SCHEDULE

ABBREV.	PLANT NAME	SIZE	REMARKS	QTY.
TREES AND ORNAMENTAL TREES				
LO	LIVE OAK QUERCUS VIRGINIANA	B4B, 3" CAL., 6'-7' SP., 12'-14' HT.	FULL, SINGLE TRUNK, MATCHED, WELL BRANCHED, BRANCHED AT 7' HT.	5
CE1	CEDAR ELM ULMUS CRASSIFOLIA	B4B, 3" CAL., 6'-7' SP., 12'-14' HT.	FULL, SINGLE TRUNK, MATCHED, WELL BRANCHED, BRANCHED AT 7' HT.	21
CP	CHINESE PISTACHE PISTACIA CHINENSIS	B4B, 2" CAL., 4-6' SP., 6-8' HT.	FULL, SINGLE TRUNK, MATCHED, WELL BRANCHED, BRANCHED AT 7' HT.	21
MISCELLANEOUS				
GRAVEL - CRUSHED GRAY GRANITE	3/4" - 1"	3-1/2" DEPTH, GRAY, AS SUPPLIED BY CUSTOM STONE SUPPLY DALLAS	VERIFY CU. YD.	
MULCH - HARDWOOD MULCH	COARSELY SHREDDED	REFER TO SPEC. SECTION FOR LANDSCAPING	VERIFY CU. YD.	
COMPOST	2" DEPTH OR AS SPECIFIED	ORGANIC - WELL DECOMPOSED, REFER TO SPEC. SECTION FOR LANDSCAPING	VERIFY CU. YD.	
JUTE MESH	SEE SPEC.	ADD TO ALL PLANTING BEDS WITH 4:1 OR GREATER SLOPE. SEE SPEC.	VERIFY SF.	
EXPANDED SHALE	SEE SPEC.	ADD TO SOIL MIX PER SPECS.	VERIFY CU. YD.	

### BASE BID - BIOSWALE (1, 5, 6, 7, 8) PLANT SCHEDULE

ABBREV.	PLANT NAME	SIZE	REMARKS	QTY.
SHRUBS AND GRASSES				
BR	BIG RED SAGE SALVIA PENSTEMONOIDES	3 GAL. MIN.	CONTAINER, 24" O.C., 28 PLANTS/SF	245
BS	BLACK-EYED SUSAN RUDBECKIA HIRTA	3 GAL. MIN.	CONTAINER, 24" O.C., 28 PLANTS/SF	230
IG	INDIAN GRASS SORGHASTRUM NUTANS	3 GAL. MIN.	CONTAINER, 30" O.C., 18 PLANTS/SF	143
US	UPLAND SWITCHGRASS PANICUM VIRGATUM	3 GAL. MIN.	CONTAINER, 36" O.C., 12 PLANTS/SF	72
LB	LITTLE BLUESTEM SCHIZACHYRIUM SCOPARIUM	3 GAL. MIN.	CONTAINER, 12" O.C., 115 PLANTS/SF	86
CS	CHEROKEE SEDGE CAREX CHEROKEENSIS	3 GAL. MIN.	CONTAINER, 18" O.C., 50 PLANTS/SF	281
LM	LINDHEIMER MUHLY MUHLENBERGIA LINDHEIMERI	3 GAL. MIN.	CONTAINER, 36" O.C., 12 PLANTS/SF	81
OP	OBEDIENT PLANT PHYSTOSTEGIA VIRGINIANA	3 GAL. MIN.	CONTAINER, 18" O.C., 50 PLANTS/SF	333
CF	CARDINAL FLOWER LOBELIA CARDINALIS	3 GAL. MIN.	CONTAINER, 18" O.C., 50 PLANTS/SF	505
PROVIDE COMPOST AND MULCH PER LANDSCAPE SPECIFICATION.				

### ADD ALTERNATE 2 - BIOSWALE (2) PLANT SCHEDULE

ABBREV.	PLANT NAME	SIZE	REMARKS	QTY.
SHRUBS AND GRASSES				
BS	BLACK-EYED SUSAN RUDBECKIA HIRTA	3 GAL. MIN.	CONTAINER, 24" O.C., 28 PLANTS/SF	21
IG	INDIAN GRASS SORGHASTRUM NUTANS	3 GAL. MIN.	CONTAINER, 30" O.C., 18 PLANTS/SF	11
CS	CHEROKEE SEDGE CAREX CHEROKEENSIS	3 GAL. MIN.	CONTAINER, 18" O.C., 50 PLANTS/SF	10
LM	LINDHEIMER MUHLY MUHLENBERGIA LINDHEIMERI	3 GAL. MIN.	CONTAINER, 36" O.C., 12 PLANTS/SF	7
OP	OBEDIENT PLANT PHYSTOSTEGIA VIRGINIANA	3 GAL. MIN.	CONTAINER, 18" O.C., 50 PLANTS/SF	28
CF	CARDINAL FLOWER LOBELIA CARDINALIS	3 GAL. MIN.	CONTAINER, 18" O.C., 50 PLANTS/SF	10
PROVIDE COMPOST AND MULCH PER LANDSCAPE SPECIFICATION.				

### ADD ALTERNATE 4 - BIOSWALE (3, 4) PLANT SCHEDULE

ABBREV.	PLANT NAME	SIZE	REMARKS	QTY.
SHRUBS AND GRASSES				
BR	BIG RED SAGE SALVIA PENSTEMONOIDES	3 GAL. MIN.	CONTAINER, 24" O.C., 28 PLANTS/SF	61
BS	BLACK-EYED SUSAN RUDBECKIA HIRTA	3 GAL. MIN.	CONTAINER, 24" O.C., 28 PLANTS/SF	103
IG	INDIAN GRASS SORGHASTRUM NUTANS	3 GAL. MIN.	CONTAINER, 30" O.C., 18 PLANTS/SF	78
US	UPLAND SWITCHGRASS PANICUM VIRGATUM	3 GAL. MIN.	CONTAINER, 36" O.C., 12 PLANTS/SF	46
LB	LITTLE BLUESTEM SCHIZACHYRIUM SCOPARIUM	3 GAL. MIN.	CONTAINER, 12" O.C., 115 PLANTS/SF	392
CS	CHEROKEE SEDGE CAREX CHEROKEENSIS	3 GAL. MIN.	CONTAINER, 18" O.C., 50 PLANTS/SF	197
LM	LINDHEIMER MUHLY MUHLENBERGIA LINDHEIMERI	3 GAL. MIN.	CONTAINER, 36" O.C., 12 PLANTS/SF	25
OP	OBEDIENT PLANT PHYSTOSTEGIA VIRGINIANA	3 GAL. MIN.	CONTAINER, 18" O.C., 50 PLANTS/SF	220
CF	CARDINAL FLOWER LOBELIA CARDINALIS	3 GAL. MIN.	CONTAINER, 18" O.C., 50 PLANTS/SF	182
PROVIDE COMPOST AND MULCH PER LANDSCAPE SPECIFICATION.				

Department of  
Park and Recreation



City of Dallas  
Texas

scale:  
dsnd: cca  
drawn: taw  
approved: cca

Elm Fork Athletic Complex

for  
City of Dallas  
Park and Recreation Department



Rebecca C. Cook  
12-20-10

Issue For Bid

20 DEC 2010

Plant  
Schedules  
LP-18C of 22